

HORMEL FOODS CORP /DE/  
Form 10-K  
December 18, 2013  
[Table of Contents](#)

**ANNUAL REPORT ON FORM 10-K**

**HORMEL FOODS CORPORATION**

**OCTOBER 27, 2013**

Table of Contents

**UNITED STATES  
SECURITIES AND EXCHANGE COMMISSION**

Washington, D.C. 20549

**FORM 10-K**

**ANNUAL REPORT PURSUANT TO SECTION 13 OR 15(d) OF THE SECURITIES EXCHANGE ACT OF 1934**

For the fiscal year ended October 27, 2013

or

**TRANSITION REPORT PURSUANT TO SECTION 13 OR 15(d) OF THE SECURITIES EXCHANGE ACT OF 1934**

For the transition period from \_\_\_\_\_ to \_\_\_\_\_

Commission File Number: 1-2402

**HORMEL FOODS CORPORATION**

(Exact name of registrant as specified in its charter)

Delaware  
(State or other jurisdiction of incorporation or organization)

41-0319970  
(I.R.S. Employer Identification No.)

Edgar Filing: HORMEL FOODS CORP /DE/ - Form 10-K

**1 Hormel Place**  
**Austin, Minnesota**  
(Address of principal executive offices)

**55912-3680**  
(Zip Code)

Registrant's telephone number, including area code **(507) 437-5611**

Securities registered pursuant to Section 12(b) of the Act:

<u>Title of each class</u>	<u>Name of each exchange on which registered</u>
Common Stock, \$0.0293 par value	New York Stock Exchange

Securities registered pursuant to section 12(g) of the Act: **None**

Indicate by check mark if the registrant is a well-known seasoned issuer, as defined in Rule 405 of the Securities Act. Yes  No

Indicate by check mark if the registrant is not required to file reports pursuant to Section 13 or Section 15(d) of the Act. Yes  No

Indicate by check mark whether the registrant (1) has filed all reports required to be filed by Section 13 or 15(d) of the Securities Exchange Act of 1934 during the preceding 12 months, and (2) has been subject to such filing requirements for the past 90 days. Yes  No

Indicate by check mark whether the registrant has submitted electronically and posted on its corporate Website, if any, every Interactive Data File required to be submitted and posted pursuant to Rule 405 of Regulations S-T during the preceding 12 months. Yes  No

Indicate by check mark if disclosure of delinquent filers pursuant to Item 405 of Regulation S-K is not contained herein, and will not be contained, to the best of registrant's knowledge, in definitive proxy or information statements incorporated by reference in Part III of this Form 10-K or any amendment to this Form 10-K.

Indicate by check mark whether the registrant is a large accelerated filer, an accelerated filer, a non-accelerated filer, or a smaller reporting company. See the definitions of large accelerated filer, accelerated filer and smaller reporting company in Rule 12b-2 of the Exchange Act.

Large accelerated filer <input checked="" type="checkbox"/>	Accelerated filer <input type="checkbox"/>
Non-accelerated filer <input type="checkbox"/> (Do not check if a smaller reporting company)	Smaller reporting company <input type="checkbox"/>

Indicate by check mark whether the registrant is a shell company (as defined in Rule 12b-2 of the Act). Yes  No

## Edgar Filing: HORMEL FOODS CORP /DE/ - Form 10-K

The aggregate market value of the voting and non-voting common stock held by non-affiliates of the registrant as of April 28, 2013, was \$5,541,256,742, based on the closing price of \$41.21 on the last business day of the registrant's most recently completed second fiscal quarter.

As of November 29, 2013, the number of shares outstanding of each of the registrant's classes of common stock was as follows:

Common Stock, \$0.0293 Par Value 263,669,001 shares

Common Stock Non-Voting, \$0.01 Par Value 0 shares

### **DOCUMENTS INCORPORATED BY REFERENCE**

Portions of the Annual Stockholders' Report for the fiscal year ended October 27, 2013, are incorporated by reference into Part I, Items 1 and 1A and Part II, Items 5-8 and 9A, and included as Exhibit 13.1 filed herewith.

Portions of the Proxy Statement for the Annual Meeting of Stockholders to be held January 28, 2014, are incorporated by reference into Part III, Items 10-14.

---

Table of Contents

**HORMEL FOODS CORPORATION**

**TABLE OF CONTENTS**

**PART I**

<u>Item 1.</u>	<u>BUSINESS</u>	3
<u>Item 1A.</u>	<u>RISK FACTORS</u>	7
<u>Item 1B.</u>	<u>UNRESOLVED STAFF COMMENTS</u>	7
<u>Item 2.</u>	<u>PROPERTIES</u>	8
<u>Item 3.</u>	<u>LEGAL PROCEEDINGS</u>	10
<u>Item 4.</u>	<u>MINE SAFETY DISCLOSURES</u>	10

**PART II**

<u>Item 5.</u>	<u>MARKET FOR REGISTRANT'S COMMON EQUITY, RELATED STOCKHOLDER MATTERS AND ISSUER PURCHASES OF EQUITY SECURITIES</u>	11
<u>Item 6.</u>	<u>SELECTED FINANCIAL DATA</u>	11
<u>Item 7.</u>	<u>MANAGEMENT'S DISCUSSION AND ANALYSIS OF FINANCIAL CONDITION AND RESULTS OF OPERATIONS</u>	11
<u>Item 7A.</u>	<u>QUANTITATIVE AND QUALITATIVE DISCLOSURES ABOUT MARKET RISK</u>	12
<u>Item 8.</u>	<u>FINANCIAL STATEMENTS AND SUPPLEMENTARY DATA</u>	12
<u>Item 9.</u>	<u>CHANGES IN AND DISAGREEMENTS WITH ACCOUNTANTS ON ACCOUNTING AND FINANCIAL DISCLOSURE</u>	12
<u>Item 9A.</u>	<u>CONTROLS AND PROCEDURES</u>	12
<u>Item 9B.</u>	<u>OTHER INFORMATION</u>	12

**PART III**

<u>Item 10.</u>	<u>DIRECTORS, EXECUTIVE OFFICERS AND CORPORATE GOVERNANCE</u>	13
<u>Item 11.</u>	<u>EXECUTIVE COMPENSATION</u>	13
<u>Item 12.</u>	<u>SECURITY OWNERSHIP OF CERTAIN BENEFICIAL OWNERS AND MANAGEMENT AND RELATED STOCKHOLDER MATTERS</u>	13
<u>Item 13.</u>	<u>CERTAIN RELATIONSHIPS AND RELATED TRANSACTIONS, AND DIRECTOR INDEPENDENCE</u>	13
<u>Item 14.</u>	<u>PRINCIPAL ACCOUNTING FEES AND SERVICES</u>	13

**PART IV**

<u>Item 15.</u>	<u>EXHIBITS, FINANCIAL STATEMENT SCHEDULES</u>	13
-----------------	--	----

**SIGNATURES**

14



Table of Contents

**PART I**

**Item 1. BUSINESS**

**(a) General Development of Business**

Hormel Foods Corporation, a Delaware corporation (the Company), was founded by George A. Hormel in 1891 in Austin, Minnesota, as Geo. A. Hormel & Company. The Company started as a processor of meat and food products and continues in this line of business. The Company's name was changed to Hormel Foods Corporation on January 31, 1995. The Company is primarily engaged in the production of a variety of meat and food products and the marketing of those products throughout the United States and internationally. Although pork and turkey remain the major raw materials for its products, the Company has emphasized for several years the manufacturing and distribution of branded, value-added consumer items rather than the commodity fresh meat business. The Company has continually expanded its product portfolio through organic growth, new product development, and acquisitions.

Internationally, the Company markets its products through Hormel Foods International Corporation (HFIC), a wholly owned subsidiary. HFIC has a presence in the international marketplace through joint ventures and placement of personnel in strategic foreign locations such as Australia, Canada, China, Japan, and the Philippines. HFIC also has a global presence with minority positions in food companies in Mexico (Hormel Alimentos, S.A. de C.V., 50% holding) and the Philippines (The Purefoods-Hormel Company, Inc., 40% holding), and in a hog production and processing operation in Vietnam (San Miguel Hormel (VN) Co. Ltd., 49% holding).

The Company has not been involved in any bankruptcy, receivership, or similar proceedings during its history. Substantially all the assets of the Company have been acquired in the ordinary course of business.

On January 31, 2013, the Company acquired the United States based *SKIPPY*® peanut butter business from Conopco, Inc. (doing business as Unilever United States Inc.), of Englewood Cliffs, N.J. for a purchase price of \$665.4 million in cash. This acquisition included the Little Rock, Arkansas manufacturing facility and all sales worldwide, except sales in China. On November 26, 2013, subsequent to the end of fiscal year 2013, the Company also completed the acquisition of the China based *SKIPPY*® peanut butter business for an additional investment of \$41.4 million in cash, subject to working capital and tax adjustments. This acquisition included the Weifang, China manufacturing facility and all sales in Mainland China.

The Company had no other significant change in the type of products produced or services rendered, or in the markets or methods of distribution since the beginning of the 2013 fiscal year.

**(b) Segments**

## Edgar Filing: Hormel Foods Corp /DE/ - Form 10-K

The Company's business is reported in five segments: Grocery Products, Refrigerated Foods, Jennie-O Turkey Store (JOTS), Specialty Foods, and International & Other. The International & Other segment was previously the All Other segment, and was renamed in the second quarter of fiscal 2013, with no change in the composition of the segment. Net sales to unaffiliated customers, operating profit, total assets, and the presentation of certain other financial information by segment, are reported in Note O of the Notes to Consolidated Financial Statements and in the Management's Discussion and Analysis of Financial Condition and Results of Operations of the Annual Stockholder's Report for the fiscal year ended October 27, 2013, incorporated herein by reference.

### (c) Description of Business

#### Products and Distribution

The Company's products primarily consist of meat and other food products. The meat products are sold fresh, frozen, cured, smoked, cooked, and canned. The percentages of total revenues contributed by classes of similar products for the last three fiscal years are as follows:

	<u>October 27, 2013</u>	<u>Fiscal Year Ended October 28, 2012</u>	<u>October 30, 2011</u>
Perishable meat	50.9%	53.5%	55.1%
Shelf-stable	21.4	17.6	16.8
Poultry	18.8	19.3	19.1
Other	8.9	9.6	9.0
	100.0%	100.0%	100.0%



Table of Contents

Reporting of revenues from external customers is based on similarity of products, as the same or similar products are sold across multiple distribution channels such as retail, foodservice, or international. Revenues reported are based on financial information used to produce the Company's general-purpose financial statements.

Perishable meat includes fresh meats, refrigerated meal solutions, sausages, hams, wieners, and bacon (excluding JOTS products). The Poultry category is composed primarily of JOTS products. Shelf-stable includes canned luncheon meats, shelf-stable microwaveable meals, stews, chilies, hash, meat spreads, flour and corn tortillas, salsas, tortilla chips, peanut butter, and other items that do not require refrigeration. The Other category primarily consists of nutritional food products and supplements, sugar and sugar substitutes, dessert and drink mixes, and industrial gelatin products.

Domestically, the Company sells its products in all 50 states. The Company's products are sold through its sales personnel, operating in assigned territories or as dedicated teams serving major customers, coordinated from sales offices located in most of the larger U.S. cities. The Company also utilizes independent brokers and distributors. As of October 27, 2013, the Company had approximately 730 sales personnel engaged in selling its products. Distribution of products to customers is primarily by common carrier.

Through HFIC, the Company markets its products in various locations throughout the world. Some of the larger markets include Australia, Canada, China, England, Japan, Mexico, Micronesia, the Philippines, and South Korea. The distribution of export sales to customers is by common carrier, while the China operations own and operate their own delivery system. The Company, through HFIC, has licensed companies to manufacture various Company products internationally on a royalty basis, with the primary licensees being Tulip International of Denmark and CJ CheilJedang Corporation of South Korea.

**Raw Materials**

The Company has, for the past several years, been concentrating on processed branded products for consumers with year-round demand to minimize the seasonal variation experienced with commodity-type products. Pork continues to be the primary raw material for Company products. Although the live pork industry has evolved to large, vertically integrated, year-round operations, and supply contracts have become prevalent in the industry, there is still a seasonal variation in the supply of fresh pork materials. The Company's expanding line of processed items has reduced, but not eliminated, the sensitivity of Company results to raw material supply and price fluctuations.

The majority of the hogs harvested by the Company are purchased under supply contracts from producers located principally in California, Colorado, Illinois, Iowa, Kansas, Minnesota, Nebraska, North Dakota, Oklahoma, South Dakota, Texas, Utah, and Wisconsin. The cost of hogs and the utilization of the Company's facilities are affected by both the level and the methods of pork production in the United States. The movement toward larger operations, which operate under supply agreements with processors, has resulted in fewer hogs being available on the spot cash market. The Company, like others in the industry, uses supply contracts to manage the effects of this trend and to ensure a stable supply of raw materials. The Company's contracts are based on market-based formulas and/or the cost of production, to better balance input costs with customer pricing, and all contract costs are fully reflected in the Company's reported financial statements. In fiscal 2013, the Company purchased 98 percent of its hogs under supply contracts. The Company also procures a portion of its hogs through farms that it either owns or operates in Arizona, California, Colorado, Kansas, and Wyoming.

## Edgar Filing: HORMEL FOODS CORP /DE/ - Form 10-K

In fiscal 2013, JOTS raised turkeys representing approximately 78 percent of the volume needed to meet its raw material requirements for whole bird and processed turkey products. Turkeys not sourced within the Company are contracted with independent turkey growers. JOTS turkey-raising farms are located throughout Minnesota and Wisconsin.

Production costs in raising hogs and turkeys are subject primarily to fluctuations in feed grain prices and, to a lesser extent, fuel costs. To manage this risk, the Company hedges a portion of its anticipated purchases of grain using futures contracts.

### **Manufacturing**

The Company has three plants that harvest hogs for processing. Quality Pork Processors, Inc. of Dallas, Texas, operates the harvesting facility at Austin, Minnesota, under a custom harvesting arrangement. The Company currently has seven turkey harvest and processing operations, and 36 facilities that produce and distribute other manufactured items. Albert Lea Select Foods, Inc. operates the processing facility at Albert Lea, Minnesota, under a custom manufacturing agreement. Company products are also custom manufactured by several other companies. The following are the Company's larger custom manufacturers: Abbyland Foods, Inc., Abbotsford, Wisconsin; Agropur Division Natrel USA, Maplewood, Minnesota; Algood Food Company, Louisville, Kentucky; Cloverleaf Cold Storage, Sioux City, Iowa; Lakeside Packing Company, Manitowoc, Wisconsin; Mrs. Clark's Foods, Ankeny, Iowa; OSI Industries LLC, Chicago, Illinois; Power Packaging, St. Charles, Illinois;

Table of Contents

Reichel Foods, Inc., Rochester, Minnesota; Reser's Fine Foods, Topeka, Kansas; and Steuben Foods, Jamaica, New York. Exel, Inc., based in Westerville, Ohio, operates distribution centers for the Company in Dayton, Ohio, and Osceola, Iowa.

**Patents and Trademarks**

There are numerous patents and trademarks that are important to the Company's business. The Company holds 45 U.S.-issued and ten foreign patents. Most of the trademarks are registered. Some of the more significant owned or licensed trademarks used by the Company or its affiliates are:

HORMEL, ALWAYS TENDER, AMERICAN CLASSICS, AUSTIN BLUES, BLACK LABEL, BREAD READY, BÚFALO, CAFÉ H, CALIFORNIA NATURAL, CHI-CHI'S, COMPLEATS, COUNTRY CROCK, CURE 81, CUREMASTER, DAN'S PRIZE, DI LUSSO, DINTY MOORE, DODGER DOG, DON MIGUEL, DOÑA MARIA, DUBUQUE, EMBASA, ESSENCE C, FARMER JOHN, FAST 'N EASY, FIRE-BRAISED, HERB-OX, HERDEZ, HIBACHI GRILL, HOMELAND, HOUSE OF TSANG, JENNIE-O, JENNIE-O TURKEY STORE, KID'S KITCHEN, LA VICTORIA, LAYOUT, LITTLE SIZZLERS, LLOYD'S, MANNY'S, MARY KITCHEN, NATURAL CHOICE, NATURASELECT, NOT-SO-SLOPPY-JOE, OLD SMOKEHOUSE, PELOPONNESE, PILLOW PACK, POCO PAC, PREP CHEF, PREMORO, RANGE BRAND, REV, ROSA GRANDE, SAAG'S, SANDWICH MAKERS, SAUCY BLUES, SKIPPY, SPAM, STAGG, TEZZATA, THICK & EASY, VALLEY FRESH, WHOLLY GUACAMOLE, WHOLLY SALSA, and WRANGLERS.

*Country Crock*® remains a registered trademark of the Unilever Group of Companies and is being used under license.

The Company's patents expire after a term that is typically 20 years from the date of filing, with earlier expiration possible based on the Company's decision to pay required maintenance fees. As long as the Company intends to continue using its trademarks, they are renewed indefinitely.

**Customers and Backlog Orders**

During fiscal year 2013, sales to Wal-Mart Stores, Inc. (Wal-Mart) represented approximately 13.9 percent of the Company's revenues (measured as gross sales less returns and allowances), compared to 13.2 percent in fiscal 2012. Wal-Mart is a customer for all five segments of the Company. The five largest customers in each segment make up approximately the following percentage of segment sales: 43 percent of Grocery Products, 35 percent of Refrigerated Foods, 39 percent of JOTS, 45 percent of Specialty Foods, and 29 percent of International & Other. The loss of one or more of the top customers in any of these segments could have a material adverse effect on the results of such segment. Backlog orders are not significant due to the perishable nature of a large portion of the products. Orders are accepted and shipped on a current basis.

**Competition**

The production and sale of meat and food products in the United States and internationally are highly competitive. The Company competes with manufacturers of pork and turkey products, as well as national and regional producers of other meat and protein sources, such as beef, chicken, fish, and peanut butter. The Company believes that its largest domestic competitors for its Refrigerated Foods segment in 2013 were Tyson Foods, Inc. and Smithfield Foods, Inc.; for its Grocery Products segment, ConAgra Foods, Inc., General Mills, Inc., Campbell Soup Co., and J. M. Smucker Co.; and for JOTS, Cargill, Inc. and Butterball, LLC.

All segments compete on the basis of price, product quality and attributes, brand identification, breadth of product line, and customer service. Through aggressive marketing and strong quality assurance programs, the Company's strategy is to provide higher quality products that possess strong brand recognition, which would then support higher value perceptions from customers.

The Company competes using this same strategy in international markets around the world.

### **Research and Development**

Research and development continues to be a vital part of the Company's strategy to extend existing brands and expand into new branded items. The expenditures for research and development for fiscal 2013, 2012, and 2011, were approximately \$29.9 million, \$29.8 million, and \$29.4 million, respectively. There are approximately 140 employees engaged in full time research and development, 50 in the area of improving existing products and 90 in developing new products.

Table of Contents**Employees**

As of October 27, 2013, the Company had approximately 19,800 active domestic and foreign employees.

**(d) Geographic Areas**

Financial information about geographic areas, including total revenues attributed to the U.S. and all foreign countries in total for the last three fiscal years of the Company, is reported in Note O of the Notes to Consolidated Financial Statements of the Annual Stockholder's Report for the fiscal year ended October 27, 2013, incorporated herein by reference.

**(e) Available Information**

The Company makes available, free of charge on its Web site at [www.hormelfoods.com](http://www.hormelfoods.com), its annual report on Form 10-K, quarterly reports on Form 10-Q, current reports on Form 8-K, and amendments to those reports filed or furnished pursuant to Section 13(a) or 15(d) of the Securities Exchange Act of 1934. These reports are accessible under the caption, "Investors SEC Filings" on the Company's Web site and are available as soon as reasonably practicable after such material is electronically filed with or furnished to the Securities and Exchange Commission.

The documents noted above are also available in print, free of charge, to any stockholder who requests them.

**(f) Executive Officers of the Registrant**

<u>NAME</u>	<u>AGE</u>	<u>CURRENT OFFICE AND PREVIOUS FIVE YEARS EXPERIENCE</u>	<u>DATES</u>
Jeffrey M. Ettinger	55	Chairman of the Board, President and Chief Executive Officer	11/21/06 to Present
Jody H. Feragen	57	Executive Vice President and Chief Financial Officer Senior Vice President and Chief Financial Officer	11/01/10 to Present 01/01/07 to 10/31/10
Steven G. Binder	56	Executive Vice President/President Hormel Business Units Executive Vice President (Refrigerated Foods) Group Vice President (Refrigerated Foods)	10/31/11 to Present 11/01/10 to 10/30/11 07/30/07 to 10/31/10
Deanna T. Brady	48	Group Vice President ( Foodservice) Vice President Sales (Foodservice Sales)	10/28/13 to Present 07/30/07 to 10/27/13
Thomas R. Day	55	Group Vice President (Refrigerated Foods)	10/28/13 to Present

Edgar Filing: HORMEL FOODS CORP /DE/ - Form 10-K

		Group Vice President (Foodservice)	11/01/10 to 10/27/13
		Senior Vice President (Foodservice)	07/30/07 to 10/31/10
Donald H. Kremin	53	Group Vice President (Specialty Foods Group)	10/31/11 to Present
		Vice President/Senior Vice President Consumer Product Sales (Wal-Mart)	10/29/07 to 10/30/11
Glenn R. Leitch	53	Group Vice President/President Jennie-O Turkey Store, Inc.	10/31/11 to Present
		General Manager (Jennie-O Turkey Store, Inc.)	05/30/11 to 10/30/11
		Senior Vice President Commodity (Supply Chain Division Jennie-O Turkey Store, Inc.)	04/30/01 to 05/29/11
James P. Snee	46	Group Vice President/President Hormel Foods International Corporation	10/29/12 to Present
		Vice President/Senior Vice President Hormel Foods International Corporation	10/31/11 to 10/28/12
		Vice President (Affiliated Business Units Refrigerated Foods)	10/27/08 to 10/30/11
James M. Splinter	51	Group Vice President (Grocery Products)	11/01/10 to Present
		Vice President (Marketing-Consumer Products- Refrigerated Foods)	06/02/03 to 10/31/10
Larry L. Vorpahl	50	Group Vice President/President Consumer Products Sales	10/31/05 to Present

Table of Contents**(f) Executive Officers of the Registrant - Continued**

<u>NAME</u>	<u>AGE</u>	<u>CURRENT OFFICE AND PREVIOUS FIVE YEARS EXPERIENCE</u>	<u>DATES</u>
William F. Snyder	56	Senior Vice President (Supply Chain)	10/31/05 to Present
Roland G. Gentzler	59	Vice President (Finance) and Treasurer	01/01/07 to Present
Brian D. Johnson	53	Vice President and Corporate Secretary Corporate Secretary and Senior Attorney	11/22/10 to Present 10/29/07 to 11/21/10
David P. Juhlke	54	Vice President (Human Resources)	10/31/05 to Present
Lori J. Marco	46	Vice President (External Affairs) and General Counsel Senior Attorney	01/24/11 to Present 01/01/07 to 01/23/11
Phillip L. Minerich, Ph.D.	60	Vice President (Research and Development)	10/31/05 to Present (retires 12/31/13)
Kevin L. Myers, Ph.D.	48	Vice President (Research and Development) Director Product and Process Development (Research and Development) Group Manager Product Development (Research and Development)	10/28/13 to Present 04/30/12 to 10/27/13 03/06/06 to 04/29/12
James N. Sheehan	58	Vice President and Controller	05/01/00 to Present

No family relationship exists among the executive officers.

Executive officers are elected annually by the Board of Directors at the first meeting following the Annual Meeting of Stockholders. Vacancies may be filled and additional officers elected at any time.

**Item 1A. RISK FACTORS**

Information on the Company's risk factors included in the Management's Discussion and Analysis of Financial Condition and Results of Operations on pages 27 through 29 of the Annual Stockholders' Report for the fiscal year ended October 27, 2013, is incorporated herein by reference.

**Item 1B. UNRESOLVED STAFF COMMENTS**

None.





Table of Contents**Item 2. PROPERTIES**

<u>Location</u>	<u>Principal Segment (1)</u>	<u>Approximate Area (Square Feet, Unless Noted)</u>	<u>Owned or Leased</u>	<u>Lease Expiration Date</u>
<i>Harvest and Processing Plants</i>				
Austin, Minnesota	Refrigerated Foods	1,376,000	Owned	
	Grocery Products			
	Specialty Foods			
	International & Other			
Barron, Wisconsin	JOTS	392,000	Owned	
Faribault, Minnesota	JOTS	173,000	Owned	
Fremont, Nebraska	Refrigerated Foods	700,000	Owned	
	Grocery Products			
	Specialty Foods			
	International & Other			
Melrose, Minnesota	JOTS	134,000	Owned	
Vernon, California	Refrigerated Foods	724,000	Owned	
	International & Other			
	Refrigerated Foods	108,000	Leased	April 2014
	International & Other			
Willmar, Minnesota	JOTS	338,000	Owned	
<i>Processing Plants</i>				
Albert Lea, Minnesota	Refrigerated Foods	78,000	Owned	
Algona, Iowa	Refrigerated Foods	154,000	Owned	
Alma, Kansas	Refrigerated Foods	66,000	Owned	
Aurora, Illinois	Specialty Foods	147,000	Owned	
Beijing, China	International & Other	95,000	80% Owned	
Beloit, Wisconsin	Grocery Products	346,000	Owned	
	Specialty Foods			
	Grocery Products	5,000	Leased	Monthly
	Specialty Foods			
Bremen, Georgia	Specialty Foods	156,000	Owned	
Browerville, Minnesota	Refrigerated Foods	101,000	Owned	
Dubuque, Iowa	Grocery Products	342,000	Owned	
Duluth, Georgia	Specialty Foods	80,000	Owned	
Knoxville, Iowa	Refrigerated Foods	130,000	Owned	
Lathrop, California	Refrigerated Foods	85,000	Owned	
Little Rock, Arkansas	Grocery Products	167,000	Owned	
	International & Other			

Edgar Filing: HORMEL FOODS CORP /DE/ - Form 10-K

Long Prairie, Minnesota	Refrigerated Foods	85,000	Owned	
Mendota Heights, Minnesota	Refrigerated Foods	77,000	Owned	
Mitchellville, Iowa	Specialty Foods	81,000	Owned	
Montevideo, Minnesota	JOTS	89,000	Owned	
Nevada, Iowa	Refrigerated Foods	139,000	Owned	
New Berlin, Wisconsin	Grocery Products	70,000	Leased	February 2016
Osceola, Iowa	Refrigerated Foods	367,000	Owned	
Pelican Rapids, Minnesota	JOTS	374,000	Owned	
Perrysburg, Ohio	Specialty Foods	183,000 (2)	Owned	
Quakertown, Pennsylvania	Specialty Foods	10,000	Owned	
Rochelle, Illinois	Refrigerated Foods	398,000	Owned	

Grocery Products

	Specialty Foods			
San Leandro, California	Refrigerated Foods	41,000	Leased	November 2021
Savannah, Georgia	Specialty Foods	300,000	Owned	
Shanghai, China	International & Other	33,000	81% Owned	
Sparta, Wisconsin	Specialty Foods	385,000	Owned	

Table of Contents**Item 2. PROPERTIES - Continued**

<u>Location</u>	<u>Principal Segment (1)</u>	<u>Approximate Area (Square Feet, Unless Noted)</u>	<u>Owned or Leased</u>	<u>Lease Expiration Date</u>
<i>Processing Plants (continued)</i>				
Stockton, California	Grocery Products Specialty Foods	139,000	Owned	
Tucker, Georgia	Grocery Products Refrigerated Foods Specialty Foods	283,000	Owned	
Visalia, California	Specialty Foods	107,000	Owned	
Weifang, China	International & Other	117,000 (4)	Owned	
Wichita, Kansas	Refrigerated Foods	89,000	Owned	
<i>Warehouse/Distribution Centers</i>				
Austin, Minnesota	Refrigerated Foods Grocery Products	82,000	Owned	
Bondurant, Iowa	Specialty Foods	99,000	Owned	
Dayton, Ohio	Refrigerated Foods Grocery Products Specialty Foods	140,000	Owned	
Eldridge, Iowa	Grocery Products Specialty Foods	424,000	Leased	July 2019
Fresno, California	Refrigerated Foods	25,000 (2)	Owned	
Nevada, Iowa	Refrigerated Foods	87,000	Owned	
Osceola, Iowa	Refrigerated Foods	233,000	Owned	
Shanghai, China	International & Other	26,000	Leased	June 2016
Sparta, Wisconsin	Specialty Foods	50,000	Leased	July 2016
Tucker, Georgia	Grocery Products Refrigerated Foods Specialty Foods	96,000	Leased	February 2014
Vernon, California	Refrigerated Foods	115,000	Owned	
Willmar, Minnesota	JOTS	119,000	Owned	
		5,000	Leased	September 2018
<i>Hog Production Facilities</i>				
Albin, Wyoming	Refrigerated Foods	458,000	Owned	
Corcoran, California	Refrigerated Foods	816,000	Owned	
Holbrook, Arizona	Refrigerated Foods	13,000	Owned	
Las Animas, Colorado	Refrigerated Foods	801,000	Owned	
Pine Bluffs, Wyoming	Refrigerated Foods	64,000	Owned	
Snowflake, Arizona	Refrigerated Foods	1,529,000	Owned	
<i>Hatcheries</i>				
Barron, Wisconsin	JOTS	29,000	Owned	
Detroit Lakes, Minnesota	JOTS	27,000	Owned	
Henning, Minnesota	JOTS	22,000	Owned	
<i>Feed Mills</i>				
Albin, Wyoming	Refrigerated Foods	6,000	Owned	
Atwater, Minnesota	JOTS	19,000	Owned	
Barron, Wisconsin	JOTS	26,000	Owned	

Edgar Filing: HORMEL FOODS CORP /DE/ - Form 10-K

Corcoran, California	Refrigerated Foods	5,000	Owned
Dawson, Minnesota	JOTS	37,000	Owned
Faribault, Minnesota	JOTS	25,000	Owned

Table of Contents**Item 2. PROPERTIES - Continued**

<u>Location</u>	<u>Principal Segment (1)</u>	<u>Approximate Area (Square Feet, Unless Noted)</u>	<u>Owned or Leased</u>	<u>Lease Expiration Date</u>
<i>Feed Mills (continued)</i>				
Henning, Minnesota	JOTS	5,000	Owned	
Northfield, Minnesota	JOTS	17,000	Owned	
Perham, Minnesota	JOTS	26,000	Owned	
Snowflake, Arizona	Refrigerated Foods	28,000	Owned	
Swanville, Minnesota	JOTS	29,000	Owned	
<i>Turkey Farms</i>				
Minnesota and Wisconsin	JOTS	14,900 (3)	Owned	
<i>Research and Development</i>				
Austin, Minnesota	All Segments	83,000	Owned	
Shanghai, China	International & Other	5,000	Leased	September 2014
Willmar, Minnesota	JOTS	10,000	Owned	
<i>Administrative Offices</i>				
Austin, Minnesota	All Segments	276,000	Owned	
Beijing, China	International & Other	4,000	Leased	May 2014
Gainesville, Georgia	Refrigerated Foods	5,000	Leased	November 2014
Las Animas, Colorado	Refrigerated Foods	4,000	Leased	January 2014
Moorabbin, Australia	International & Other	3,000	Leased	August 2016
Savannah, Georgia	Specialty Foods	14,000	Owned	
Shanghai, China	International & Other	13,000	Leased	September 2014
Taylor, Arizona	Refrigerated	5,000	Leased	January 2015
Spicer, Minnesota	JOTS	14,000	Leased	July 2015
Vernon, California	Refrigerated Foods	24,000	Leased	April 2014
Willmar, Minnesota	JOTS	21,000	Owned	

(1) Many of the Company's properties are not exclusive to any one segment, and a few of the properties are utilized in all five segments. For locations that support multiple segments, but with a substantial percentage of activity attributable to certain segments, only the principal segments have been listed.

(2) Property is owned but no longer used in production.

(3) Acres

(4) Facility acquired on November 26, 2013, subsequent to the end of fiscal year 2013.

The Company believes its operating facilities are well maintained and suitable for current production volumes, and expansion plans are either completed or in process to accommodate all volumes anticipated in the foreseeable future.

**Item 3. LEGAL PROCEEDINGS**

The Company is a party to various legal proceedings related to the on-going operation of its business, including claims both by and against the Company. At any time, such proceedings typically involve claims related to product liability, contract disputes, wage and hour laws, employment practices, or other actions brought by employees, consumers, competitors, or suppliers. Resolution of any currently known matters, either individually or in the aggregate, is not expected to have a material effect on the Company's financial condition, results of operations, or liquidity.

**Item 4. MINE SAFETY DISCLOSURES**

Not applicable.

Table of Contents**PART II****Item 5. MARKET FOR REGISTRANT'S COMMON EQUITY, RELATED STOCKHOLDER MATTERS AND ISSUER PURCHASES OF EQUITY SECURITIES**

The high and low sales price of the Company's common stock and the dividends per share declared for each quarter of fiscal 2013 and fiscal 2012 are shown below:

<b><u>2013</u></b>	<b><u>High</u></b>	<b><u>Low</u></b>	<b><u>Dividend</u></b>
First Quarter	\$ 35.38	\$ 29.32	\$ 0.17
Second Quarter	42.09	34.60	0.17
Third Quarter	43.17	37.46	0.17
Fourth Quarter	44.22	40.60	0.17

<b><u>2012</u></b>	<b><u>High</u></b>	<b><u>Low</u></b>	<b><u>Dividend</u></b>
First Quarter	\$ 30.33	\$ 28.17	\$ 0.15
Second Quarter	29.65	27.98	0.15
Third Quarter	30.70	27.70	0.15
Fourth Quarter	29.85	27.28	0.15

Additional information about dividends, principal market of trade, and number of stockholders on page 60 of the Annual Stockholders' Report for the fiscal year ended October 27, 2013, is incorporated herein by reference. The Company's common stock has been listed on the New York Stock Exchange since January 16, 1990.

Issuer purchases of equity securities in the fourth quarter of fiscal year 2013 are shown below:

<b><u>Period</u></b>	<b><u>Total Number of Shares Purchased</u></b>	<b><u>Average Price Paid Per Share</u></b>	<b><u>Total Number of Shares Purchased as Part of Publicly Announced Plans or Programs<sup>1</sup></u></b>	<b><u>Maximum Number of Shares that May Yet Be Purchased Under the Plans or Programs<sup>1</sup></u></b>
July 29, 2013 - September 1, 2013	250,000	\$ 42.65	250,000	9,787,400
September 2, 2013 - September 29, 2013	212,200	42.39	212,200	9,575,200
September 30, 2013 - October 27, 2013	130,000	42.26	130,000	9,445,200
Total	592,200	\$ 42.47	592,200	

<sup>1</sup> On January 31, 2013, the Company announced that its Board of Directors had authorized the repurchase of 10,000,000 shares of its common stock with no expiration date. The repurchase program was authorized at a meeting of the Company's Board of Directors on January 29, 2013. The Company's prior share repurchase program authorized in fiscal 2010 was fully utilized prior to commencing purchases under this new authorization.

**Item 6. SELECTED FINANCIAL DATA**

Selected Financial Data for the five fiscal years ended October 27, 2013, on page 13 of the Annual Stockholders Report for the fiscal year ended October 27, 2013, is incorporated herein by reference.

**Item 7. MANAGEMENT'S DISCUSSION AND ANALYSIS OF FINANCIAL CONDITION AND RESULTS OF OPERATIONS**

Information in the Management's Discussion and Analysis of Financial Condition and Results of Operations on pages 14 through 30 of the Annual Stockholders Report for the fiscal year ended October 27, 2013, is incorporated herein by reference.



Table of Contents

**Item 7A. QUANTITATIVE AND QUALITATIVE DISCLOSURES ABOUT MARKET RISK**

Information on the Company's exposure to market risk included in the Management's Discussion and Analysis of Financial Condition and Results of Operations on page 30 of the Annual Stockholders' Report for the fiscal year ended October 27, 2013, is incorporated herein by reference.

**Item 8. FINANCIAL STATEMENTS AND SUPPLEMENTARY DATA**

Consolidated Financial Statements, including unaudited quarterly data, on pages 34 through 59 and the Report of Independent Registered Public Accounting Firm on page 33 of the Annual Stockholders' Report for the fiscal year ended October 27, 2013, are incorporated herein by reference.

**Item 9. CHANGES IN AND DISAGREEMENTS WITH ACCOUNTANTS ON ACCOUNTING AND FINANCIAL DISCLOSURE**

None.

**Item 9A. CONTROLS AND PROCEDURES**

Disclosure Controls and Procedures

As of the end of the period covered by this report (the Evaluation Date), the Company carried out an evaluation, under the supervision and with the participation of management, including the Chief Executive Officer and the Chief Financial Officer, of the effectiveness of the design and operation of our disclosure controls and procedures (as defined in Rule 13a-15(e) of the Securities Exchange Act of 1934, as amended (the Exchange Act)). In designing and evaluating the disclosure controls and procedures, management recognized that any controls and procedures, no matter how well designed and operated, can provide only reasonable assurance of achieving the desired control objectives. Based on that evaluation, our Chief Executive Officer and Chief Financial Officer concluded that, as of the Evaluation Date, our disclosure controls and procedures were effective to provide reasonable assurance that information we are required to disclose in reports we file or submit under the Exchange Act is recorded, processed, summarized, and reported within the time periods specified in Securities and Exchange Commission rules and forms, and that such information is accumulated and communicated to our management, including our Chief Executive Officer and Chief Financial Officer, as appropriate, to allow timely decisions regarding required disclosure.

Internal Control over Financial Reporting

Edgar Filing: HORMEL FOODS CORP /DE/ - Form 10-K

(a) The report entitled Management's Report on Internal Control Over Financial Reporting on page 31 of the Annual Stockholder's Report for the fiscal year ended October 27, 2013, is incorporated herein by reference.

(b) The report entitled Report of Independent Registered Public Accounting Firm on page 32 of the Annual Stockholder's Report for the fiscal year ended October 27, 2013, is incorporated herein by reference.

(c) During the fourth quarter of fiscal year 2013, there has been no change in the Company's internal control over financial reporting (as defined in Rule 13a-15(f) under the Exchange Act) that has materially affected, or is reasonably likely to materially affect, the Company's internal control over financial reporting.

**Item 9B. OTHER INFORMATION**

None.

Table of Contents

**PART III**

**Item 10. DIRECTORS, EXECUTIVE OFFICERS AND CORPORATE GOVERNANCE**

Information under Item 1 - Election of Directors on pages 2 through 6, information under Board Independence on page 8, and information under Board of Director and Committee Meetings on pages 8 and 9 of the definitive proxy statement for the Annual Meeting of Stockholders to be held January 28, 2014, is incorporated herein by reference.

Information concerning Executive Officers is set forth in Part I, Item 1(f) of this Annual Report on Form 10-K, pursuant to Instruction 3 to Paragraph (b) of Item 401 of Regulation S-K.

Information under Section 16(a) Beneficial Ownership Reporting Compliance, on page 38 of the definitive proxy statement for the Annual Meeting of Stockholders to be held January 28, 2014, is incorporated herein by reference.

The Company has adopted a Code of Ethical Business Conduct in compliance with applicable rules of the Securities and Exchange Commission that applies to its principal executive officer, its principal financial officer, and its principal accounting officer or controller, or persons performing similar functions. A copy of the Code of Ethical Business Conduct is available on the Company's Web site at [www.hormelfoods.com](http://www.hormelfoods.com), free of charge, under the caption, Investors Corporate Governance. The Company intends to satisfy any disclosure requirement under Item 5.05 of Form 8-K regarding an amendment to, or waiver from, a provision of this Code of Ethical Business Conduct by posting such information on the Company's Web site at the address and location specified above.

**Item 11. EXECUTIVE COMPENSATION**

Information commencing with Executive Compensation on page 14 through Potential Payments Upon Termination at Fiscal 2013 Year End on pages 31 and 32, and information under Compensation of Directors on pages 10 through 12 of the definitive proxy statement for the Annual Meeting of Stockholders to be held January 28, 2014, is incorporated herein by reference.

**Item 12. SECURITY OWNERSHIP OF CERTAIN BENEFICIAL OWNERS AND MANAGEMENT AND RELATED STOCKHOLDER MATTERS**

Information under Equity Compensation Plan Information on page 37, and information under Security Ownership of Certain Beneficial Owners and Security Ownership of Management on pages 13 and 14 of the definitive proxy statement for the Annual Meeting of Stockholders to be held January 28, 2014, is incorporated herein by reference.

**Item 13. CERTAIN RELATIONSHIPS AND RELATED TRANSACTIONS, AND DIRECTOR INDEPENDENCE**

Information under Related Party Transactions on page 37 and Board Independence on page 8 of the definitive proxy statement for the Annual Meeting of Stockholders to be held January 28, 2014, is incorporated herein by reference.

**Item 14. PRINCIPAL ACCOUNTING FEES AND SERVICES**

Information under Independent Registered Public Accounting Firm Fees and Audit Committee Preapproval Policies and Procedures on page 12 of the Company's definitive proxy statement for the Annual Meeting of Stockholders to be held January 28, 2014, is incorporated herein by reference.

**PART IV**

**Item 15. EXHIBITS, FINANCIAL STATEMENT SCHEDULES**

The response to Item 15 is submitted as a separate section of this report.

Table of Contents**SIGNATURES**

Pursuant to the requirements of Section 13 or 15(d) of the Securities Exchange Act of 1934, the registrant has duly caused this report to be signed on its behalf by the undersigned, thereunto duly authorized.

**HORMEL FOODS CORPORATION**

By: /s/ JEFFREY M. ETTINGER  
 JEFFREY M. ETTINGER, Chairman of the  
 Board, President and Chief Executive Officer

December 18, 2013  
 Date

Pursuant to the requirements of the Securities Exchange Act of 1934, this report has been signed below by the following persons on behalf of the registrant and in the capacities and on the dates indicated.

<u>Name</u>	<u>Date</u>	<u>Title</u>
/s/ JEFFREY M. ETTINGER JEFFREY M. ETTINGER	12/18/13	Chairman of the Board, President, Chief Executive Officer, and Director (Principal Executive Officer)
/s/ JODY H. FERAGEN JODY H. FERAGEN	12/18/13	Executive Vice President, Chief Financial Officer, and Director (Principal Financial Officer)
/s/ JAMES N. SHEEHAN JAMES N. SHEEHAN	12/18/13	Vice President and Controller (Principal Accounting Officer)
/s/ TERRELL K. CREWS* TERRELL K. CREWS	12/18/13	Director
/s/ GLENN S. FORBES* GLENN S. FORBES	12/18/13	Director
/s/ STEPHEN M. LACY* STEPHEN M. LACY	12/18/13	Director
SUSAN I. MARVIN	12/18/13	Director
/s/ JOHN L. MORRISON* JOHN L. MORRISON	12/18/13	Director
/s/ ELSA A. MURANO* ELSA A. MURANO	12/18/13	Director
/s/ ROBERT C. NAKASONE* ROBERT C. NAKASONE	12/18/13	Director

Edgar Filing: HORMEL FOODS CORP /DE/ - Form 10-K

/s/ SUSAN K. NESTEGARD\*                      12/18/13                      Director  
SUSAN K. NESTEGARD

/s/ DAKOTA A. PIPPINS\*                      12/18/13                      Director  
DAKOTA A. PIPPINS

/s/ CHRISTOPHER J. POLICINSKI\*              12/18/13                      Director  
CHRISTOPHER J. POLICINSKI

\*By: /s/ JAMES N. SHEEHAN                      12/18/13  
JAMES N. SHEEHAN,  
*as Attorney-In-Fact*

Table of Contents

**F-1**

**ANNUAL REPORT ON FORM 10-K**

**ITEM 15**

**LIST OF FINANCIAL STATEMENTS**

**FINANCIAL STATEMENT SCHEDULE**

**LIST OF EXHIBITS**

**FISCAL YEAR ENDED OCTOBER 27, 2013**

**HORMEL FOODS CORPORATION**

**Austin, Minnesota**

15

---

Table of Contents

F-2

**Item 15**

**LIST OF FINANCIAL STATEMENTS AND FINANCIAL STATEMENT SCHEDULES**

**HORMEL FOODS CORPORATION**

**FINANCIAL STATEMENTS**

The following consolidated financial statements of Hormel Foods Corporation included in the Annual Stockholders Report for the fiscal year ended October 27, 2013, are incorporated herein by reference in Item 8 of Part II of this report:

**Consolidated Statements of Financial Position** October 27, 2013, and October 28, 2012.

**Consolidated Statements of Operations** Fiscal Years Ended October 27, 2013, October 28, 2012, and October 30, 2011.

**Consolidated Statements of Comprehensive Income** Fiscal Years Ended October 27, 2013, October 28, 2012, and October 30, 2011.

**Consolidated Statements of Changes in Shareholders Investment** Fiscal Years Ended October 27, 2013, October 28, 2012, and October 30, 2011.

**Consolidated Statements of Cash Flows** Fiscal Years Ended October 27, 2013, October 28, 2012, and October 30, 2011.

**Notes to Financial Statements** October 27, 2013.

**Report of Independent Registered Public Accounting Firm**



**FINANCIAL STATEMENT SCHEDULES**

The following consolidated financial statement schedule of Hormel Foods Corporation required pursuant to Item 15(c) is submitted herewith:

**Schedule II - Valuation and Qualifying Accounts and Reserves...F-3**

**FINANCIAL STATEMENTS AND SCHEDULES OMITTED**

All other financial statements and schedules for which provision is made in the applicable accounting regulations of the Securities and Exchange Commission are not required under the related instructions or are inapplicable, and therefore have been omitted.

Table of Contents

F-3

## SCHEDULE II - VALUATION AND QUALIFYING ACCOUNTS AND RESERVES

## HORMEL FOODS CORPORATION

(In Thousands)

Classification	Balance at Beginning of Period	Additions/(Benefits) Charged to Costs and Expenses	Charged to Other Accounts- Describe	Deductions- Describe	Balance at End of Period
Valuation reserve deduction from assets account:					
Fiscal year ended October 27, 2013				\$ 497(1)	
Allowance for doubtful accounts receivable	\$ 4,000	\$ 476	\$ 0	(21)(2)	\$ 4,000
Fiscal year ended October 28, 2012				\$ 169(1)	
Allowance for doubtful accounts receivable	\$ 4,000	\$ 155	\$ 0	(14)(2)	\$ 4,000
Fiscal year ended October 30, 2011				\$ 233(1)	
Allowance for doubtful accounts Receivable	\$ 4,000	\$ (149)	\$ 0	(382)(2)	\$ 4,000

---


**Note (1)** Uncollectible accounts written off.

**Note (2)** Recoveries on accounts previously written off.

Table of Contents

**LIST OF EXHIBITS**

**HORMEL FOODS CORPORATION**







Table of Contents

**LIST OF EXHIBITS (CONTINUED)**

**HORMEL FOODS CORPORATION**



- (1) Document has previously been filed with the Securities and Exchange Commission and is incorporated herein by reference.
- (2) These exhibits transmitted via EDGAR.
- (3) Management contract or compensatory plan or arrangement.